

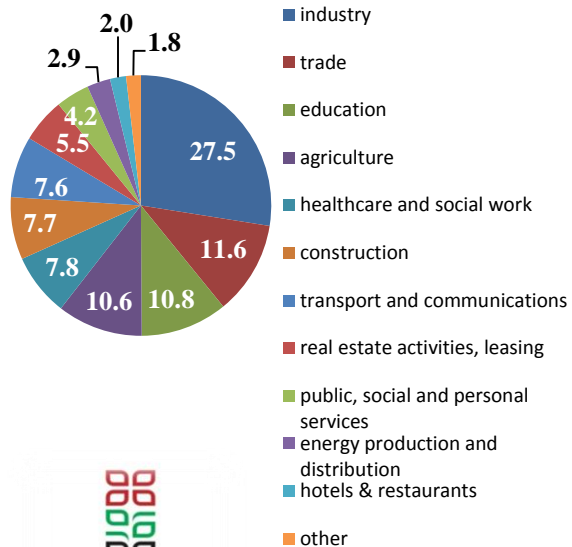


# Investment potential of Gomel region



## 1. Labour resources

Employment by sector of economy (%), 2012  
Gomel region

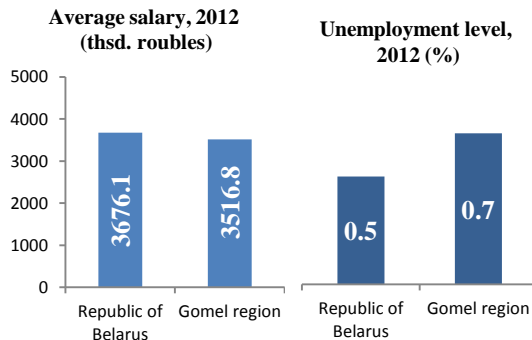


The population of Gomel Region is mostly active in the industry (27.5%), trade (11.6%), education (10.8%) and agriculture (10.6%).

POPULATION ACTIVE IN SECTORS OF ECONOMY, 2012 (thsd. persons)	
Total active	644.2
including:	
Industry	177.2
Trade	74.8
Education	69.5
Agriculture	68.4
Healthcare and social services	50.0
Construction	49.9
Transport and communications	48.9
Real estate, lease and customs services	35.4
Public, social and personal services	26.8
Energy production and distribution	18.7
Hotels and restaurants	12.8
Other	11.8

Source: National Statistics Committee of the Republic of Belarus, 2013

The official unemployment level in the region is 0.7% of the economically active population, which exceeds the national index by 0.2%. The average monthly salary in the region amounts to 97% of the relevant index in the country.



Из общего числа работников Гомельской области около 22% имеют высшее образование, 45% – профессионально-техническое либо среднее специальное.

WORKFORCE QUALIFICATIONS, 2012 (thsd. persons)	
Workforce, total	568 797
including those with educational level as follows:	
higher	137 909
vocational	126 494
specialised secondary	130 535
general secondary	159 313

Source: National Statistics Committee of the Republic of Belarus, 2013

## 2. Region's economy

Industry is the basis of the region's economy. The region occupies the 1st place in the country as to the industrial production per capita.

In Gomel Region all the finished ferrous metals of Belarus, phosphate fertilisers, forage harvesters, window glass, edible salt, oil, and produced gas are produced. The industry of the region produces a significant share of motor gasoline, diesel oil fuel, cardboard, plywood, chip boards.

GROSS REGIONAL PRODUCT (GRP), 2012		
	2011	2012
Total (bln. roubles)	30 779.5	61 447.2
Per capita (mln. roubles)	17.7	43.0
GRP share in GDP of Belarus (%)	9	11.7
Real GRP growth rate (%)	101.2	101.8

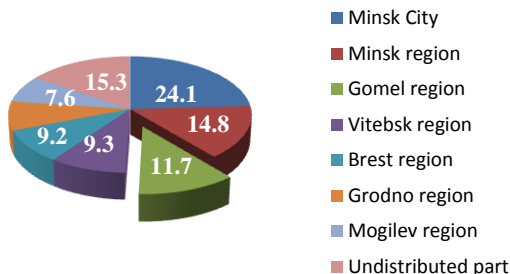
Source: National Statistics Committee of the Republic of Belarus, 2013



# Investment potential of Gomel region

With its volume of the gross regional product Gomel Region occupies the 3rd place (after the city of Minsk and Minsk Region).

## Share of Gomel region in the country's GDP, 2012 (%)



### Largest enterprises by industries:

- *fuel and power* (Svetlogorsk, Mozyr, and Gomel combined heat-and-power plants);
- *chemical* (Svetlogorsk Khimvolokno OJSC, Gomel Chemical Plant OJSC);
- *oil-extracting and oil-processing* (Mozyr Oil Refinery OJSC, Belorusneft MG RUC);
- *food* (Spartak OJSC JV, Zhlobin Meat-Processing Factory AFMC OJSC, Mozyrsol OJSC, Rogachyov Milk Canning Factory OJSC, Milk Products OJSC, Gomel meat-Processing Factory OJSC, Gomel Fat-Processing Factory OJSC);
- *wood-processing* (Gomeldrev OJSC);
- *pulp and paper* (Svetlogorsk Pulp and Cardboard Factory OJSC, Gomeloboi PMUC);
- *ferrous industry* (Belarusian Steel Works OJSC, Rechitsa Hardware Plant OJSC, Gomel Casting and Standard Parts Factory RUC);
- *engineering* (Gomselmash MG);
- *light* (8 March OJSC, Belfa OJSC);
- *production of jewellery products* (Kristall Gomel MG OJSC).

## 3. Foreign trade

Organisations of Gomel Region co-operate with foreign-trade partners from 115 countries of the world. Trade develops most actively with Russia, Germany, Ukraine, Poland, Italy, France, the Baltic countries.

VOLUME OF FOREIGN TRADE IN GOODS, 2012 (mln. USD)		
	Gomel region	Republic of Belarus
Turnover	10 348.1	92 464.3
Exports	5 057.1	46 059.9
Imports	5291.3	46 404.4
Balance	-234.2	-344.5

Source: National Statistics Committee of the Republic of Belarus, 2013

75% of all the products manufactured is exported. Metals and their products as well as mineral products prevail in the goods composition of the exports. From the non-CIS countries, machines and equipment, finished food products, chemical products are imported.

## 4. Foreign investment

In the region companies established with foreign capital from 41 countries of the world, including Austria, Russia, Netherlands, France, the United States of America, and Germany. The priority investment areas are construction, power engineering, tourism, commerce, and services.

FOREIGN DIRECT INVESTMENT, net, 2012 (mln. USD)	
Republic of Belarus	1 376.5
Gomel region	58.7

Source: National Statistics Committee of the Republic of Belarus, 2013

In the territory of Gomel-Raton FEZ a high-tech base of radio electronics, instrumentation, mechanical-engineering, electrotechnical, and cable industries enterprises. Those enterprises have free manufacturing premises, warehouses, developed infrastructure, a full set of engineering communications. The manufacturing of FEZ residents concentrates on production of export products, mastering new and high technologies.

## 5. Transport and communications

- The region is crossed by large international motorways connecting European countries with Russia and Ukraine.
- The length of general motorways is 12.4 thousand km.
- The length of general railway operating tracks is 910 km.
- In the territory of the region a 3rd-class airport (4 km to the north from Gomel) designed for annual aircraft operation is located. The Belarusian Gomelavia airline operates from Gomel airport on a regular basis.
- All the most important transportation directions are duplicated by gas pipelines and power supply lines.
- The distance from Gomel to Minsk is 302 km.

## 6. Education and science

In Gomel regional branches of the Belarusian Engineering Academy, Belarusian Research and Industry Association, Republican Technology Transfer Centre as well as Gomel Research and Technology Park, Gomel Business Innovation Centre operate.



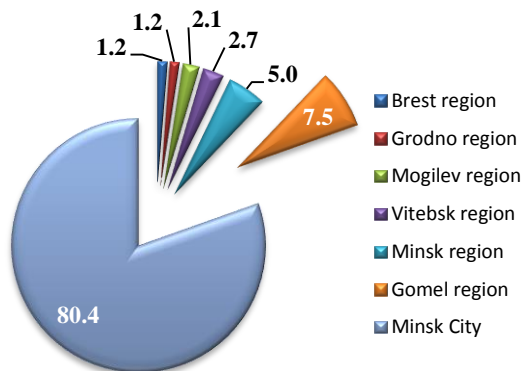


# Investment potential of Gomel region

EDUCATION AND SCIENCE, 2012	
No. of higher educational institutions	7
No. of R&D organisations	36
Personnel engaged in R&D	2676
Expenses for R&D (million roubles)	541 608
No. of organisations active in innovations	63
Source: National Statistics Committee of the Republic of Belarus, 2013	

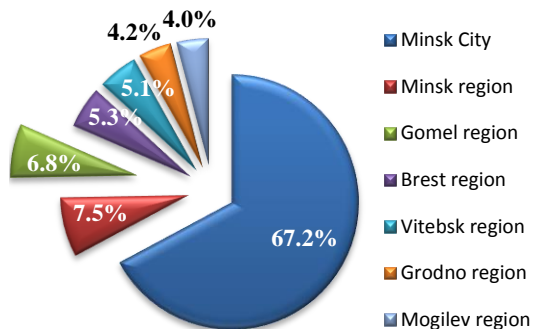
Among the regions, Gomel Region leads as to the expenses for R&D.

R&D expenses by region and Minsk City, 2012



Gomel Region occupies the 2<sup>nd</sup> place after Minsk as to the number of R&D organisations.

R&D organizations by region and Minsk City, 2012



In the overall volume of expenses for R&D in Gomel Region around half falls within pilot projects and 39% within applied research.

R&D expenses distribution by type, mln. roubles Gomel region

